






CARAS & SHULMAN, PC  
Certified Public Accountants  
Business Advisors

## INSTRUCTIONS FOR PAYING FEDERAL TAXES ONLINE

---

### Quarterly Estimated Taxes

1. Use the following link: <https://directpay.irs.gov/directpay/payment?execution=e1s1>
2. Make the following selections and click “Continue,”

<b>Reason for Payment</b>	
Estimated Tax	▼
<b>Apply Payment To</b>	
1040ES (for 1040, 1040A, 1040EZ)	▼
<b>Tax Period for Payment</b>	
2023	▼

**CONTINUE >**

**Important: Select the correct tax period, as this cannot be changed.**

3. Select the tax year for verification and input your personal information exactly as it appeared on that year’s tax return. Select continue.
4. Follow the prompts on the screen.
5. Retain confirmation as proof of payment.